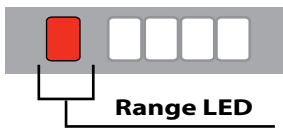


























































# Washington Energy Cost Look-Up Table



<b>Low Energy Usage =</b> (LED off)  	\$0.50 	\$1.01 	\$1.51 	\$2.01 
	\$2.52 	\$3.02 	\$3.52 	\$4.02 
	\$4.53 	\$5.03 	\$5.53 	\$6.04 
<b>Medium Energy Usage =</b>  	\$6.54 	\$7.04 	\$7.55 	\$8.05 
	\$8.55 	\$9.05 	\$9.56 	\$10.06 
	\$10.56 	\$11.07 	\$11.57 	\$12.07 
<b>High Energy Usage =</b>  	\$12.58 	\$13.08 	\$13.58 	\$14.08 
	\$14.59 	\$15.09 	\$15.59 	\$16.10 
	\$16.60 	\$17.10 	\$17.61 	\$18.11 
<b>Very High Energy Usage =</b>  	\$18.61 	\$19.11 	\$19.62 	\$20.12 
	\$20.62 	\$21.13 	\$21.63 	\$22.13 
	\$22.64 	\$23.14 	\$23.64 	\$24.14 

Washington Average Rate: 10.1¢/kWh