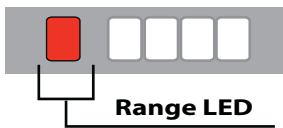
























































South Dakota Energy Cost Look-Up Table



Low Energy Usage = (LED off)  	\$0.63 	\$1.25 	\$1.88 	\$2.50 
	\$3.13 	\$3.75 	\$4.38 	\$5.00 
	\$5.63 	\$6.25 	\$6.88 	\$7.50 
Medium Energy Usage =  	\$8.13 	\$8.75 	\$9.38 	\$10.00 
	\$10.63 	\$11.25 	\$11.88 	\$12.50 
	\$13.13 	\$13.75 	\$14.38 	\$15.00 
High Energy Usage =  	\$15.63 	\$16.25 	\$16.88 	\$17.50 
	\$18.13 	\$18.75 	\$19.38 	\$20.00 
	\$20.63 	\$21.25 	\$21.88 	\$22.50 
Very High Energy Usage =  	\$23.13 	\$23.75 	\$24.38 	\$25.00 
	\$25.63 	\$26.25 	\$26.88 	\$27.50 
	\$28.13 	\$28.75 	\$29.38 	\$30.00 

South Dakota Average Rate: 12.5¢/kWh