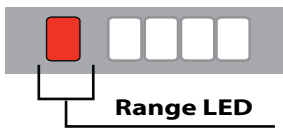

























































Mississippi Energy Cost Look-Up Table



Low Energy Usage = (LED off)  	\$0.53 	\$1.06 	\$1.59 	\$2.12 
	\$2.65 	\$3.18 	\$3.71 	\$4.24 
	\$4.77 	\$5.30 	\$5.83 	\$6.36 
Medium Energy Usage =  	\$6.89 	\$7.42 	\$7.95 	\$8.48 
	\$9.01 	\$9.54 	\$10.07 	\$10.60 
	\$11.13 	\$11.66 	\$12.19 	\$12.72 
High Energy Usage =  	\$13.25 	\$13.78 	\$14.31 	\$14.84 
	\$15.37 	\$15.90 	\$16.43 	\$16.96 
	\$17.49 	\$18.02 	\$18.55 	\$19.08 
Very High Energy Usage =  	\$19.61 	\$20.14 	\$20.67 	\$21.20 
	\$21.73 	\$22.26 	\$22.79 	\$23.32 
	\$23.85 	\$24.38 	\$24.91 	\$25.44 

Mississippi Average Rate: 10.6¢/kWh