

























































Oregon Energy Cost Look-Up Table



| | | | | |
|---|---|---|---|---|
| Low Energy Usage = (LED off)   | \$0.56  | \$1.12  | \$1.68  | \$2.24  |
| | \$2.80  | \$3.35  | \$3.91  | \$4.47  |
| | \$5.03  | \$5.59  | \$6.15  | \$6.71  |
| Medium Energy Usage =   | \$7.27  | \$7.83  | \$8.39  | \$8.94  |
| | \$9.50  | \$10.06  | \$10.62  | \$11.18  |
| | \$11.74  | \$12.30  | \$12.86  | \$13.42  |
| High Energy Usage =   | \$13.98  | \$14.53  | \$15.09  | \$15.65  |
| | \$16.21  | \$16.77  | \$17.33  | \$17.89  |
| | \$18.45  | \$19.01  | \$19.57  | \$20.12  |
| Very High Energy Usage =   | \$20.68  | \$21.24  | \$21.80  | \$22.36  |
| | \$22.92  | \$23.48  | \$24.04  | \$24.60  |
| | \$25.16  | \$25.71  | \$26.27  | \$26.83  |

Oregon Average Rate: 11.2¢/kWh