

























































# Idaho Energy Cost Look-Up Table



<b>Low Energy Usage =</b> (LED off)  	\$0.51 	\$1.02 	\$1.53 	\$2.04 
	\$2.55 	\$3.05 	\$3.56 	\$4.07 
	\$4.58 	\$5.09 	\$5.60 	\$6.11 
<b>Medium Energy Usage =</b>  	\$6.62 	\$7.13 	\$7.64 	\$8.14 
	\$8.65 	\$9.16 	\$9.67 	\$10.18 
	\$10.69 	\$11.20 	\$11.71 	\$12.22 
<b>High Energy Usage =</b>  	\$12.73 	\$13.23 	\$13.74 	\$14.25 
	\$14.76 	\$15.27 	\$15.78 	\$16.29 
	\$16.80 	\$17.31 	\$17.82 	\$18.32 
<b>Very High Energy Usage =</b>  	\$18.83 	\$19.34 	\$19.85 	\$20.36 
	\$20.87 	\$21.38 	\$21.89 	\$22.40 
	\$22.91 	\$23.41 	\$23.92 	\$24.43 

Idaho Average Rate: 10.2¢/kWh