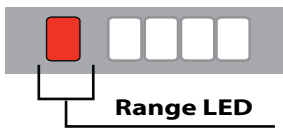


























































New Mexico Energy Cost Look-Up Table



Low Energy Usage = (LED off)  	\$0.57 	\$1.14 	\$1.71 	\$2.28 
	\$2.85 	\$3.42 	\$3.99 	\$4.56 
	\$5.13 	\$5.70 	\$6.27 	\$6.84 
Medium Energy Usage =  	\$7.41 	\$7.98 	\$8.55 	\$9.12 
	\$9.69 	\$10.26 	\$10.83 	\$11.40 
	\$11.97 	\$12.54 	\$13.11 	\$13.68 
High Energy Usage =  	\$14.25 	\$14.82 	\$15.39 	\$15.96 
	\$16.53 	\$17.10 	\$17.67 	\$18.24 
	\$18.81 	\$19.38 	\$19.95 	\$20.52 
Very High Energy Usage =  	\$21.09 	\$21.66 	\$22.23 	\$22.80 
	\$23.37 	\$23.94 	\$24.51 	\$25.08 
	\$25.65 	\$26.22 	\$26.79 	\$27.36 

New Mexico Average Rate: 11.4¢/kWh