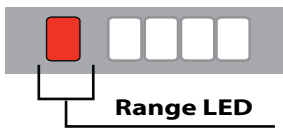


























































New Jersey Energy Cost Look-Up Table



Low Energy Usage = (LED off)  	\$0.81 	\$1.61 	\$2.42 	\$3.22 
	\$4.03 	\$4.83 	\$5.64 	\$6.44 
	\$7.25 	\$8.05 	\$8.86 	\$9.66 
Medium Energy Usage =  	\$10.47 	\$11.27 	\$12.08 	\$12.88 
	\$13.69 	\$14.49 	\$15.30 	\$16.10 
	\$16.91 	\$17.71 	\$18.52 	\$19.32 
High Energy Usage =  	\$20.13 	\$20.93 	\$21.74 	\$22.54 
	\$23.35 	\$24.15 	\$24.96 	\$25.76 
	\$26.57 	\$27.37 	\$28.18 	\$28.98 
Very High Energy Usage =  	\$29.79 	\$30.59 	\$31.40 	\$32.20 
	\$33.01 	\$33.81 	\$34.62 	\$35.42 
	\$36.23 	\$37.03 	\$37.84 	\$38.64 

New Jersey Average Rate: 16.1¢/kWh