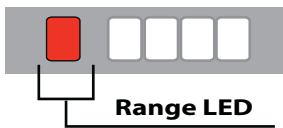


























































Oklahoma Energy Cost Look-Up Table



Low Energy Usage = (LED off)  	\$0.50 	\$1.00 	\$1.50 	\$2.00 
	\$2.50 	\$3.00 	\$3.50 	\$4.00 
	\$4.50 	\$5.00 	\$5.50 	\$6.00 
Medium Energy Usage =  	\$6.50 	\$7.00 	\$7.50 	\$8.00 
	\$8.50 	\$9.00 	\$9.50 	\$10.00 
	\$10.50 	\$11.00 	\$11.50 	\$12.00 
High Energy Usage =  	\$12.50 	\$13.00 	\$13.50 	\$14.00 
	\$14.50 	\$15.00 	\$15.50 	\$16.00 
	\$16.50 	\$17.00 	\$17.50 	\$18.00 
Very High Energy Usage =  	\$18.50 	\$19.00 	\$19.50 	\$20.00 
	\$20.50 	\$21.00 	\$21.50 	\$22.00 
	\$22.50 	\$23.00 	\$23.50 	\$24.00 

Oklahoma Average Rate: 10.0¢/kWh