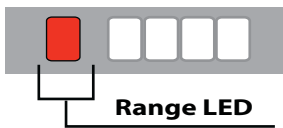





















































Nevada Energy Cost Look-Up Table



Low Energy Usage = (LED off)  	\$0.58 	\$1.16 	\$1.74 	\$2.32 
	\$2.90 	\$3.48 	\$4.06 	\$4.64 
	\$5.22 	\$5.80 	\$6.38 	\$6.96 
Medium Energy Usage =  	\$7.54 	\$8.12 	\$8.70 	\$9.28 
	\$9.86 	\$10.44 	\$11.02 	\$11.60 
	\$12.18 	\$12.76 	\$13.34 	\$13.92 
High Energy Usage =  	\$14.50 	\$15.08 	\$15.66 	\$16.24 
	\$16.82 	\$17.40 	\$17.98 	\$18.56 
	\$19.14 	\$19.72 	\$20.30 	\$20.88 
Very High Energy Usage =  	\$21.46 	\$22.04 	\$22.62 	\$23.20 
	\$23.78 	\$24.36 	\$24.94 	\$25.52 
	\$26.10 	\$26.68 	\$27.26 	\$27.84 

Nevada Average Rate: 11.6¢/kWh