

























































Connecticut Energy Cost Look-Up Table



Low Energy Usage = (LED off)  	\$1.05 	\$2.10 	\$3.15 	\$4.20 
	\$5.25 	\$6.30 	\$7.35 	\$8.40 
	\$9.45 	\$10.50 	\$11.55 	\$12.60 
Medium Energy Usage =  	\$13.65 	\$14.70 	\$15.75 	\$16.80 
	\$17.85 	\$18.90 	\$19.95 	\$21.00 
	\$22.05 	\$23.10 	\$24.15 	\$25.20 
High Energy Usage =  	\$26.25 	\$27.30 	\$28.35 	\$29.40 
	\$30.45 	\$31.50 	\$32.55 	\$33.60 
	\$34.65 	\$35.70 	\$36.75 	\$37.80 
Very High Energy Usage =  	\$38.85 	\$39.90 	\$40.95 	\$42.00 
	\$43.05 	\$44.10 	\$45.15 	\$46.20 
	\$47.25 	\$48.30 	\$49.35 	\$50.40 

Connecticut Average Rate: 21.0¢/kWh