

























































California Energy Cost Look-Up Table



Low Energy Usage = (LED off)  	\$0.99 	\$1.99 	\$2.98 	\$3.97 
	\$4.97 	\$5.96 	\$6.95 	\$7.94 
	\$8.94 	\$9.93 	\$10.92 	\$11.92 
Medium Energy Usage =  	\$12.91 	\$13.90 	\$14.90 	\$15.89 
	\$16.88 	\$17.87 	\$18.87 	\$19.86 
	\$20.85 	\$21.85 	\$22.84 	\$23.83 
High Energy Usage =  	\$24.83 	\$25.82 	\$26.81 	\$27.80 
	\$28.80 	\$29.79 	\$30.78 	\$31.78 
	\$32.77 	\$33.76 	\$34.76 	\$35.75 
Very High Energy Usage =  	\$36.74 	\$37.73 	\$38.73 	\$39.72 
	\$40.71 	\$41.71 	\$42.70 	\$43.69 
	\$44.69 	\$45.68 	\$46.67 	\$47.66 

California Average Rate: 19.9¢/kWh